




# SV-1000

1.6MM Ø x 1.9M FLEXIBLE CHIP-ON-TIP  
DIGITAL VIDEO BORESCOPE SYSTEM  
WITH ILLUMINATION



## INNOVATIVE DIGITAL VIDEO BORESCOPE INSPECTION SOLUTION

New! Small, 1.6 mm Ø O.D., water-resistant inspection camera is specially designed for clear, illuminated borescope and industrial equipment inspections where space is limited.

### Features include:

- Small size - only 1.6 mm Ø O.D.
- Sensor - CMOS, 1 mm x 1 mm
- 400 x 400 pixel resolution
- 120-degree FOV lens
- Integrated LED light for illumination within a 1.9m flexible shaft
- Dual, simultaneous image outputs - HDMI and USB 3.0
- PC-based image viewing software for display and capture of images and video clips for documentation is available

### Ideal for inspection of:

- Engine parts
- Turbine blades
- Injection molded parts
- Castings
- Tooling
- Pipes
- Tubing
- and more

**Note:** SV-1000 is not for use in surgical endoscope and medical instrument inspection applications.

**TOSHIBA**



# SV-1000

1.6MM Ø x 1.9M FLEXIBLE CHIP-ON-TIP  
DIGITAL VIDEO BORESCOPE SYSTEM WITH ILLUMINATION

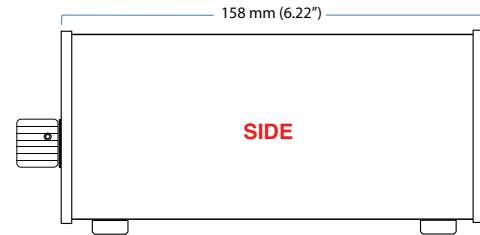
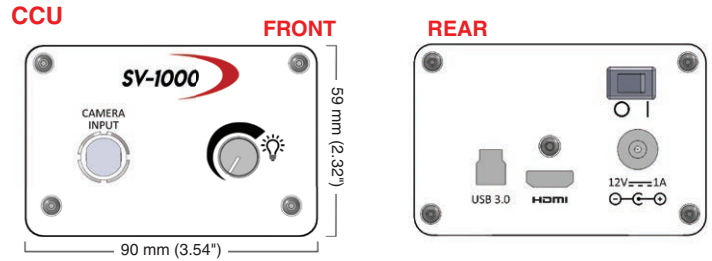
## PERFORMANCE SPECIFICATIONS

System Components	
Camera assembly diameter	<1.6 mm
Camera sheath length tip-to-handle mount	1.9m
Cable length handle mount to CCU	2.0m
Total cable and sheath length, tip to CCU	3.9m
LED location	Handle mount
Illumination	LED with glass fiber bundle
<b>SENSOR</b>	
Type	CMOS
Size	1.05 x 1.05 (1/18")
Pixel matrix	400 x 400
Scanning system	Progressive
Electronic shutter	Rolling
<b>OPTICS</b>	
FOV - field of view	120°
Depth of focus	5 to 50 mm
Magnification - depends on viewing distance	up to 12x
F number	f5.0
Focal length	0.418 mm
Output	HDMI USB 3.0 (type B)
Output frame rate	30 fps
S/N Ratio	36.8dB
PC Required for use	No
Recording SW	See connection diagram below
Recorded image formats	.JPG for stills .AVI for video
Watertight camera assembly	Yes - water-resistant camera assembly tip to CCU connection
Camera head / handle mounting	1/4 - 20 threaded socket
Handle Dimensions	84 x 44 x 39 mm 3.3 x 1.8 x 1.6"
CCU Dimensions L W H & weight	90 x 158 x 59 mm 3.5 x 6.2 x 2.3" 0.59 kg (1.3 lbs)
Power input	12V DC, 1A
Included accessories	12V DC power adapter 6' HDMI cable 6' USB 3.0 cable type A to type B

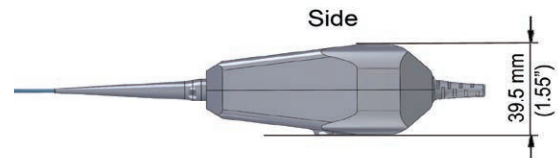
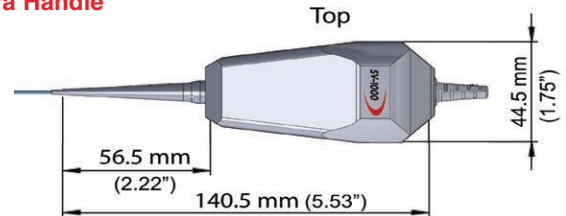
## SYSTEM COMPONENTS

- SVH01N Camera Head Assembly
- SVD01N CCU
- Optional HDMI Display
- Optional Tablet with SW for Recording
- Optional Mounting HW

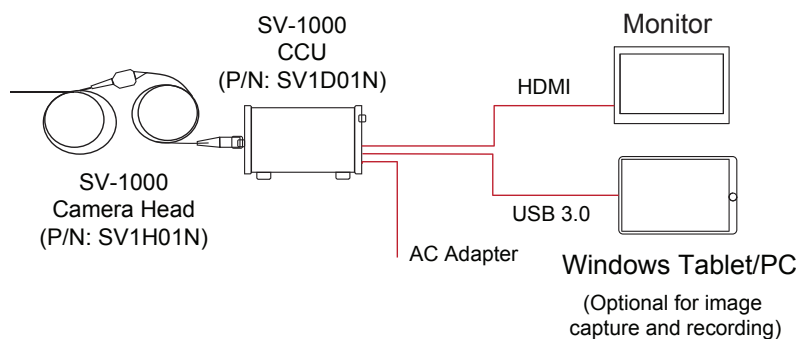
## DIMENSIONS



## Camera Handle



## CONNECTIONS



Convenient 1/4 - 20 threaded tripod mount for attaching to a fixture or holder.

# TOSHIBA

Toshiba America Information Systems, Inc.  
Imaging Systems Division  
5241 California Ave., Suite 100 Irvine, CA 92617  
www.toshibacameras.com

© 2018 Toshiba America Information Systems, Inc. All rights reserved. All products and names mentioned are the property of their respective owners. While Toshiba has made every effort at the time of publication to ensure the accuracy of the information provided herein, product specifications, configurations, prices, system/component/options availability are all subject to change without notice.

**Note:** SV-1000 is not for use in surgical endoscope and medical instrument inspection applications.

REFER TO OUR WEBSITE FOR THE LATEST UPDATES.

SV-1000 BoreScope 113018 V2